

Removing barriers and creating new opportunities for learning

Blurring the distinctions between formal and informal learning

The UniServity cLc gives learners the freedom to work anywhere and at anytime, The cLc enables learners to make use of social technologies that they currently use informally, yet very effectively at home. The following ideas and examples show how the UniServity cLc helps to support this approach:

Podcasting / audio

Ideas: Record stories and children's own written and musical compositions for sharing and evaluation on the cLc. Speaking and listening activities at KS1- record rhymes, songs and games for playback at home. Record lessons and conversations in modern foreign languages. Allow students to discuss ideas or add sound files to blogs. Provide a voice to SEN students. Download free software such as 'Audacity' <http://audacity.sourceforge.net/> to support story telling and broadcasting.


tí xī lín bì sū shì
题西林壁 苏轼


héng kàn chéng líng cè chéng fēng
横看成岭侧成峰，


yuǎn jìn gāo dī zǒng bù tóng
远近高低总不同。


bù shí lú shān zhēn miàn mù
不识庐山真面目，


zhī yuán shēn zài cǐ shān zhōng
只缘身在此山中。

 *Part 2*

 *Part 3*

 *Part 4*

 *Part 5*

 *Full version*

Click here for the Home School letter.

We have been learning how to add sound to our work in ICT.

Year 1 Memories

We have been learning how to insert sounds into PowerPoint

Click here to hear our work

Download your work and see if you can insert some more sounds. Maybe add your thoughts about things you are looking forward to next year

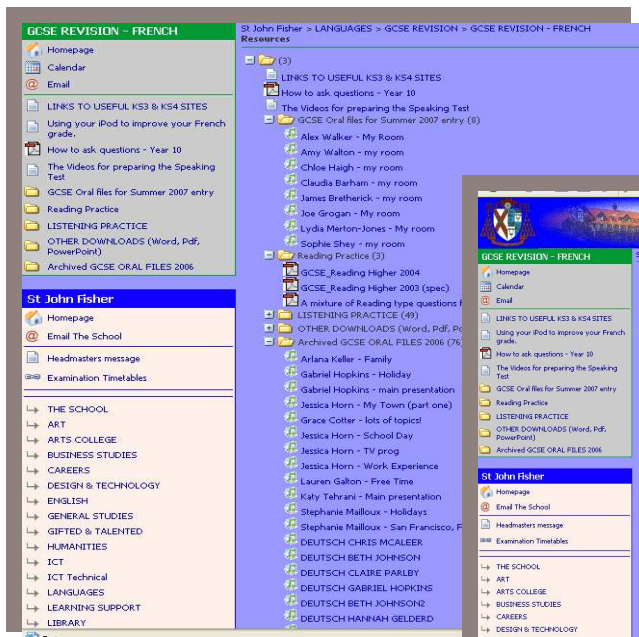
Students from a Beijing High School produced a podcast of Chinese poetry, uploaded it onto their Learning Platform and shared it with their cLc partner school in the UK.

Year 1 students learned how to add sound and voice to PowerPoint presentations.

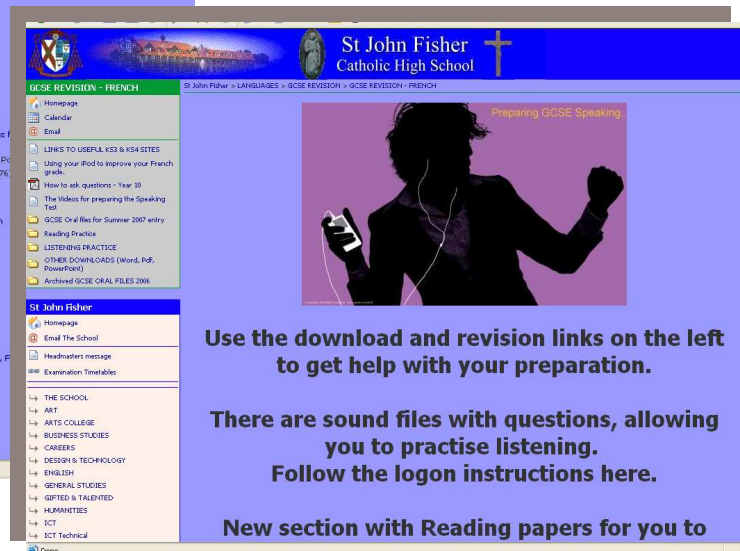
Blurring the distinctions between formal and informal learning

Digital video / video conferencing

Ideas: Talking heads/ voxbox sharing views on topical issues. Record performances for review, analysis or celebration. E.g Gymnastics, athletics master classes, school plays and ceremonies. Record opinions at conferences and events to get immediate responses from participants. Produce scripts for partner schools to perform and produce to your direction. Record moments that are otherwise difficult to capture such as the use of robotics, dance, and drama.



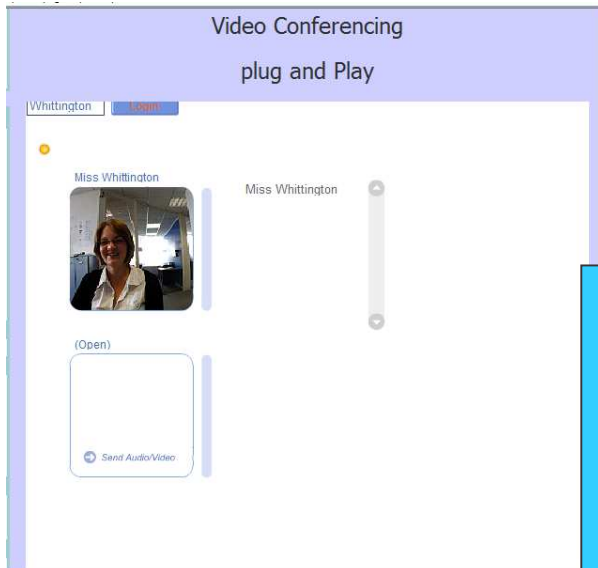
Students at St John Fisher Catholic High School Pod casting their GCSE French oral files.




The Virtual Concert Hall
Hear the work of our children in CD quality recordings, through the Virtual Concert Hall. Open the Virtual Concert Hall Folder in the MUSIC section on the left, and click on the titles to hear the music!

These Year 3 students have been using 'Audacity' to record the start of their scary stories whilst working on developing their story writing skills. They recorded their voices and added sound effects to music to create atmosphere and suspense. The music teacher at this Hong Kong school shares the children's performances in a 'Virtual Concert Hall'. This has added benefits as the children can move the recordings to their ePortfolios to show progress over time.

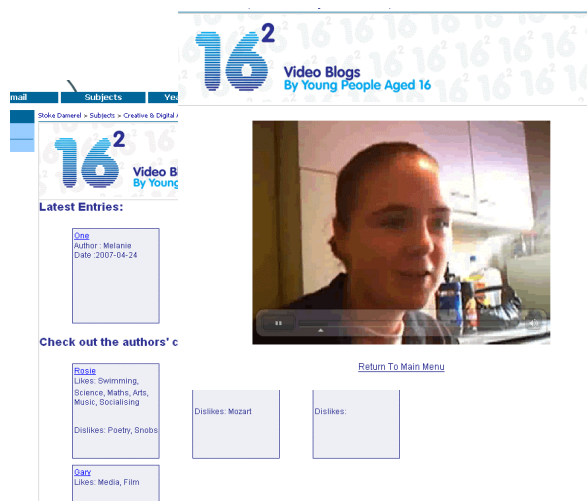
Blurring the distinctions between formal and informal learning



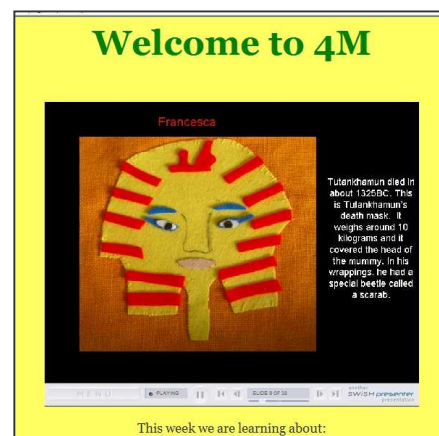
In this example, Year 1 students have been engaged in online speaking and listening activities using a UniServity Flash template to video-conference with children in other classes.



These Year 6 students have used the cLc to chart their progress through a 3 day unit using Robolab. They have inserted images and video clips into custom pages showing their progress and the development of their ideas over time. These pages were then forwarded to the individual student's ePortfolios for further reflection and comments from their peers.



Students at Stoke Damerall Community College have been sharing their thoughts using video blogs.



This teacher has downloaded a free version of Swish Presenter to capture PowerPoint slides of her children's tapestries for presentation on the class home page.